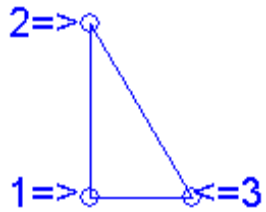
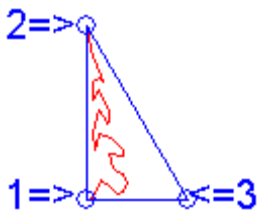
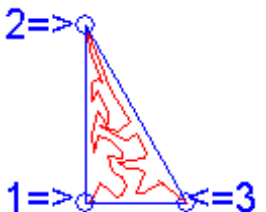
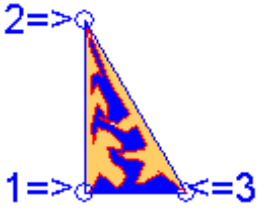


Tiling p6m ou M6

 <p>Take a triangular piece of paper. (The half of an equilateral triangle).</p>	 <p>Draw a simple curve starting in 1 and going to 2.</p>
 <p>Draw a simple curve starting in 2 and going to 3.</p>	 <p>This is your pattern for this tiling group.</p>

