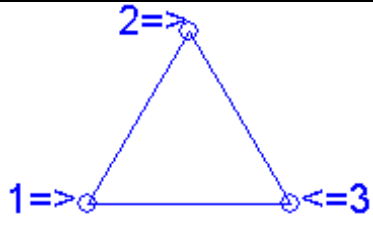
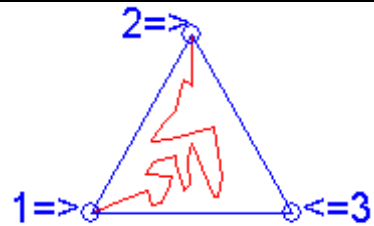
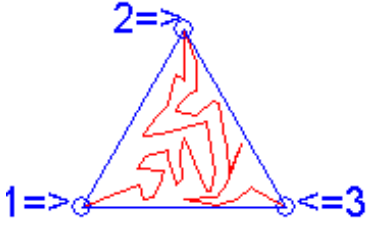



Tiling p3m1 or M3

 <p>Take a triangular piece of paper (equilateral).</p>	 <p>Draw a simple curve starting in 1 and going to 2.</p>
 <p>Draw a simple curve starting in 2 and going to 3.</p>	 <p>This is your pattern for this tiling group.</p>

We fulfill the plane by using symmetries with axis the sides of the equilateral triangle:

