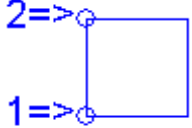
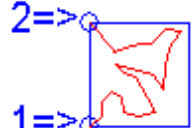
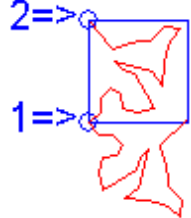
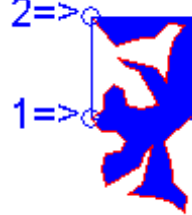


Tiling p4g ou M2R4

 <p>Take a square piece of paper.</p>	 <p>Draw a simple curve starting in 1 and going to 2.</p>	 <p>Cut along the curve, rotate it, and glue it on the top down side.</p>
	 <p>This is your pattern for this tiling group.</p>	

We fulfill the plane by using glides symmetries , rotations of angle 90° , 180° , 270° and translations:

