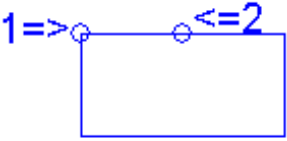
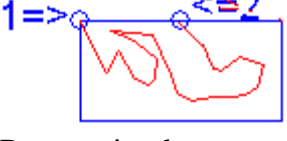
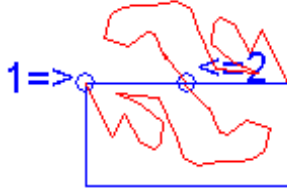



Tiling cmm ou M2R2

 <p>Take a rectangular piece of paper.</p>	 <p>Draw a simple curve starting in 1 and going to 2.</p>	 <p>Cut along the curve, rotate it, and glue it on the top up side.</p>
	 <p>This is your pattern for this tiling group.</p>	

We fulfill the plane by using glides symmetries , rotations of angle 180° and translations:

