


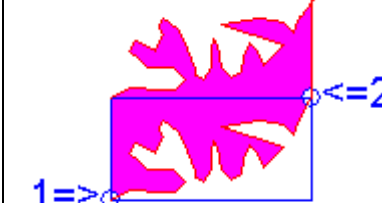


Tiling cm ou M1

 <p>Take a rectangular piece of paper.</p>	 <p>Draw a simple curve starting in 1 and going to 2.</p>	 <p>Cut along the curve and glue it on the top up side.</p>
	 <p>This is your pattern for this tiling group.</p>	

We fulfill the plane by using symmetries and translations:

