







## Tiling pg ou M0

 <p>Take a rectangular piece of paper.</p>	 <p>Draw a simple curve starting in 1 and going to 2.</p>	 <p>Cut along the curve and glue it on the right side.</p>
 <p>Draw a simple curve starting in 2 and going to 3.</p>	 <p>Cut along the curve, turn on and glue it on the top down side.</p>	 <p>This is your pattern for this tiling group.</p>

We fulfill the plane by using glides symmetries and translations:

